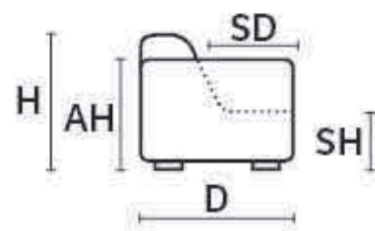


# GROW




Dimensions  
cm

D 102 | H 88 | AH 67 | SH 44 | SD 59

## TECHNICAL DESCRIPTION

THICK STITCH:	AVAILABLE AS OPTION	BASE OPTION 1:	COVERED WITH S/S EFFECT MATERIAL
STRUCTURE:	HARDWOOD FRAME FOR EXTRA STRENGTH	BASE OPTION 2:	COVERED WITH LEATHER. POSSIBILITY TO CHOOSE THE COLOR, SAME OF THE SOFA OR DIFFERENT
SEAT/BACK SUSPENSION:	REINFORCED ELASTIC WEBBING		
SEAT CUSHIONS:	HIGH DENSITY ECOLOGIC OPEN CELL POLYURETHANE FOAM, POCKET SPRINGS, AND MEMORY FOAM COVERED WITH A LAYER OF DACRON WADDING		-----IMPORTANT NOTICE FOR THE SOFA DIMENSION-----
BACK CUSHIONS:	HIGH DENSITY ECOLOGIC OPEN CELL POLYURETHANE FOAM, COVERED WITH A LAYER OF DACRON WADDING		Each SKU indicates only the width of the inside seats/backs without the arms. For the total width of the SKU, pls kindly choose your favorite arm (Wide or Thin) and add the width of the selected one.
REMOVABILITY:	SEAT AND BACK CUSHIONS		


### MAXI SEAT (VERSION OF THE GROUP HAVE THE SAME SEAT WIDTH)



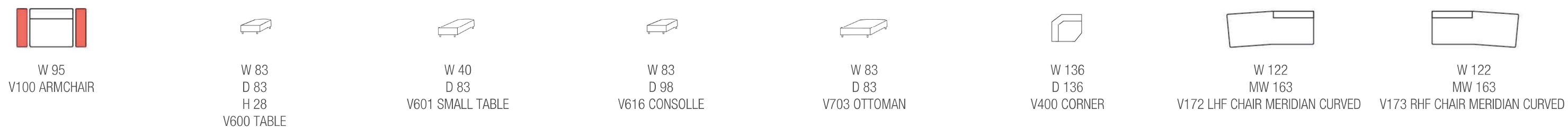
### MEDIUM SEAT (VERSION OF THE GROUP HAVE THE SAME SEAT WIDTH)



### SMALL SEAT (VERSION OF THE GROUP HAVE THE SAME SEAT WIDTH)

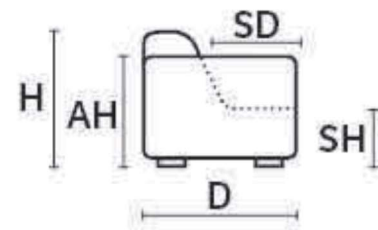


### JOLLY (CAN BE COMBINED WITH ALL THE VERSION GROUP)



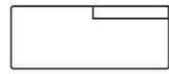
**LEATHER COLOR SHADE DIFFERENCES:** The model upholstered with some Natural leather such as Maya, Moss, Carees and Sensation, could present in some area differences in color tones of about 5%. Such differences are not to be considered defect but an expression of the natural characteristic of the cowhide. The company reserves the right without prior notice to make technical sheets changes and/or materials for quality product improvement. Leather sofas are a handmade product and according to the leather covering selected there could be a measurement tolerance of about 2 inches (cm 5) on each sku.  
REV. 001 DEL 30/05/2022 | Pag. 3 of 4

# GROW



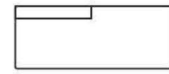
Dimensions  
cm

**D** 102 | **H** 88 | **AH** 67 | **SH** 44 | **SD** 59



W 144

V112 LHF CHAIR MERIDIAN



W 144

V113 RHF CHAIR MERIDIAN



WIDE ARM:  
ADD 30 CM FOR EACH ARM



THIN ARM:  
ADD 14 CM FOR EACH ARM

## TECHNICAL DESCRIPTION

THICK STITCH:	AVAILABLE AS OPTION	BASE OPTION 1:	COVERED WITH S/S EFFECT MATERIAL
STRUCTURE:	HARDWOOD FRAME FOR EXTRA STRENGTH	BASE OPTION 2:	COVERED WITH LEATHER. POSSIBILITY TO CHOOSE THE COLOR, SAME OF THE SOFA OR DIFFERENT
SEAT/BACK SUSPENSION:	REINFORCED ELASTIC WEBBING		
SEAT CUSHIONS:	HIGH DENSITY ECOLOGIC OPEN CELL POLYURETHANE FOAM, POCKET SPRINGS, AND MEMORY FOAM COVERED WITH A LAYER OF DACRON WADDING		-----IMPORTANT NOTICE FOR THE SOFA DIMENSION-----
BACK CUSHIONS:	HIGH DENSITY ECOLOGIC OPEN CELL POLYURETHANE FOAM, COVERED WITH A LAYER OF DACRON WADDING		Each SKU indicates only the width of the inside seats/back without the arms. For the total width of the SKU, pls kindly choose your favorite arm (Wide or Thin) and add the width of the selected one.
REMOVABILITY:	SEAT AND BACK CUSHIONS		