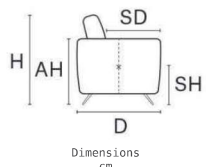


DANTE



D 95 | H 78 | AH 63 | SH 43 | SD 58

TECHNICAL DESCRIPTION

DECOR STITCH TYPE "C":	AVAILABLE AS OPTION	BACK CUSHIONS:	HIGH DENSITY ECOLOGIC OPEN CELL POLYURETHANE FOAM COVERED WITH A LAYER OF DACRON WADDING
DECOR STITCH TYPE "Z":	AVAILABLE AS OPTION	FOOT/OPTION 1:	STAINLESS STEEL FINISHING
THICK STITCH:	AVAILABLE AS OPTION	FOOT/OPTION 2:	STAINLESS STEEL TITANIUM FINISHING.
STRUCTURE:	HARDWOOD FRAME REINFORCED WITH METAL BAR FOR EXTRA STRENGTH		
SEAT/BACK SUSPENSION:	REINFORCED ELASTIC WEBBING		
SEAT CUSHIONS:	HIGH DENSITY ECOLOGIC OPEN CELL POLYURETHANE FOAM AND MEMORY FOAM COVERED WITH A LAYER OF DACRON WADDING		

MAXI SEAT (VERSION OF THE GROUP HAVE THE SAME SEAT WIDTH)



W 240
V314 3 SEATER MAXI (3 SEAT CUSHIONS)

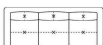


W 233
V316 LHF 3 SEATER MAXI



W 233
V317 RHF 3 SEATER MAXI

MEDIUM SEAT (VERSION OF THE GROUP HAVE THE SAME SEAT WIDTH)



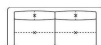
W 284
V347 3 SEATER EXTRA (3 SEAT CUSHIONS)



W 277
V351 LHF 3 SEATER EXTRA (3 CUSHIONS)



W 277
V352 RHF 3 SEATER EXTRA (3 CUSHIONS)



W 214
V300 3 SEATER



W 207
V302 LHF 3 SEATER



W 207
V303 RHF 3 SEATER

SMALL SEAT (VERSION OF THE GROUP HAVE THE SAME SEAT WIDTH)



W 194
V214 2 SEATER MAXI

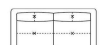


W 187
V216 LHF 2 SEATER MAXI



W 187
V217 RHF 2 SEATER MAXI

XSMALL SEAT (VERSION OF THE GROUP HAVE THE SAME SEAT WIDTH)



W 164
V200 2 SEATER



W 157
V202 LHF 2 SEATER



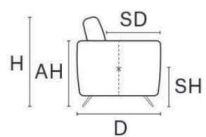
W 157
V203 RHF 2 SEATER

JOLLY (CAN BE COMBINED WITH ALL THE VERSION GROUP)

LEATHER COLOR SHADE DIFFERENCES: The model upholstered with some Natural leather such as Maya, Moss, Carees and Sensation, could present in some area differences in color tones of about 5%. Such differences are not to be considered defect but an expression of the natural characteristic of the cowhide. The company reserves the right without prior notice to make technical sheets changes and/or materials for quality product improvement. Leather sofas are a handmade product and according to the leather covering selected there could be a measurement tolerance of about 2 inches (cm 5) on each sku.

REV. 001 DEL 22/02/2022 | Pag. 3 of 4

DANTE



Dimensions
cm

D 95 | H 78 | AH 63 | SH 43 | SD 58

TECHNICAL DESCRIPTION

DECOR STITCH TYPE "C": AVAILABLE AS OPTION
 DECOR STITCH TYPE "Z": AVAILABLE AS OPTION
 THICK STITCH: AVAILABLE AS OPTION
 STRUCTURE: HARDWOOD FRAME REINFORCED WITH METAL BAR FOR EXTRA STRENGTH
 SEAT/BACK SUSPENSION: REINFORCED ELASTIC WEBBING
 SEAT CUSHIONS: HIGH DENSITY ECOLOGIC OPEN CELL POLYURETHANE FOAM AND MEMORY FOAM COVERED WITH A LAYER OF DACRON WADDING

BACK CUSHIONS: HIGH DENSITY ECOLOGIC OPEN CELL POLYURETHANE FOAM COVERED WITH A LAYER OF DACRON WADDING
 FOOT/OPTION 1: STAINLESS STEEL FINISHING
 FOOT/OPTION 2: STAINLESS STEEL TITANIUM FINISHING.



W 85
D 60
V600 OTTOMAN



W 90
V100 ARMCHAIR



W 117
D 117
V400 CORNER



W 107
D 159
V502 LHF CHAISE LONGUE MAXI



W 107
D 159
V503 RHF CHAISE LONGUE MAXI



W 90
V140 ARMCHAIR SWIVEL




FOOT OPTION 1:
STAINLESS STEEL
FINISHING



FOOT OPTION 2:
STAINLESS STEEL
TITANIUM FINISHING




DECOR STITCH:
TYPE C



DECOR STITCH:
TYPE Z



NORMAL STITCH:



THICK STITCH:



NO STITCH:

LEATHER COLOR SHADE DIFFERENCES: The model upholstered with some Natural leather such as Maya, Moss, Carees and Sensation, could present in some area differences in color tones of about 5%. Such differences are not to be considered defect but an expression of the natural characteristic of the cowhide. The company reserves the right without prior notice to make technical sheets changes and/or materials for quality product improvement. Leather sofas are a handmade product and according to the leather covering selected there could be a measurement tolerance of about 2 inches (cm 5) on each sku.

REV. 001 DEL 22/02/2022 | Pag. 4 of 4